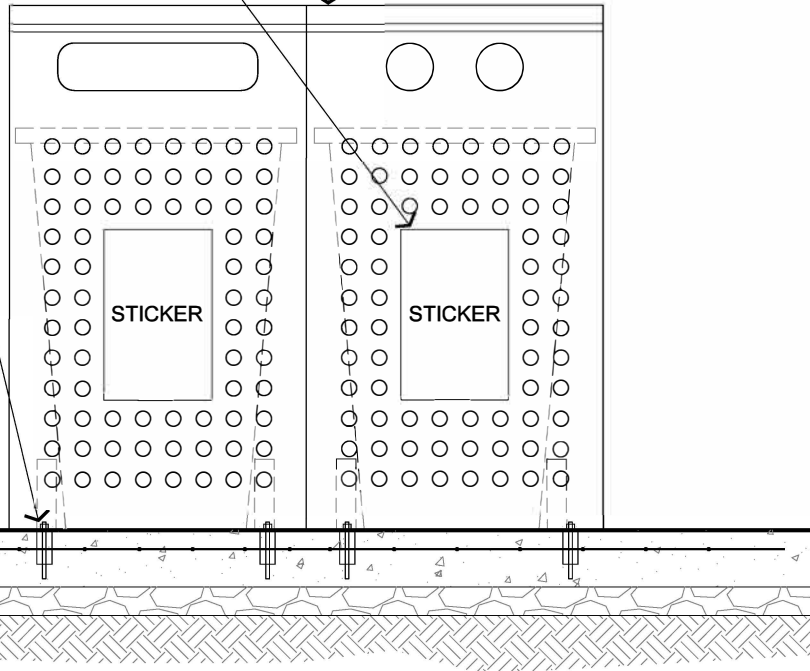


240 LT-D MODULAR PERFORATED STAINLESS STEEL DUAL GENERAL/RECYCLE BIN SURROUND.
 MILD STEEL LIDS POWDER COATED, RED FOR GENERAL WASTE AND YELLOW FOR RECYCLING.
 PLACE GENERAL WASTE BIN ON LEFT, RECYCLING BIN ON RIGHT. ENSURE BOTH ARE INSTALLED TOGETHER WITH SIDE EDGES ABUTTING AND NO GAP.

REFER TO COUNCIL FOR MANUFACTURE TYPE AND SIGNAGE REQUIREMENTS

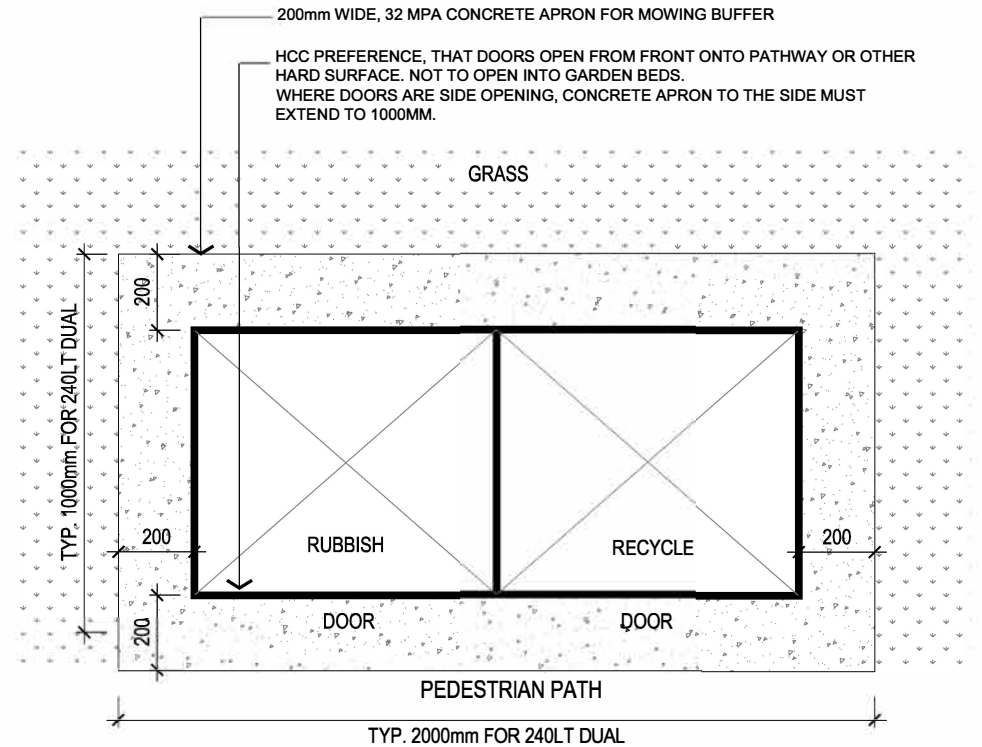
4 x STAINLESS STEEL M10 MASONRY ANCHORS FIXED INTO CONCRETE PAD OR AS SPECIFIED BY MANUFACTURER. PROVIDE TAMPER-PROOF FIXINGS AND CONCEAL BELOW SURFACE



01 DUAL BIN SURROUND
 CROSS SECTION 1:20

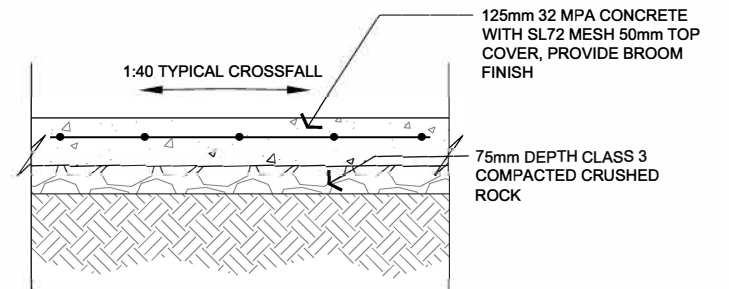


BIN SIGNAGE - REFERENCE IMAGE



02 DUAL BIN SURROUND
 PLAN 1:20

NOTE:
 WHERE APPLICABLE REFER SD303 OR EDCM 401 FOR CONCRETE JOINT SPECIFICATION



03 CONCRETE SLAB DETAIL
 DETAIL 1:20



PO Box 119
 1079 Pascoe Vale Road
 Broadmeadows
 Victoria 3047
 Telephone
 (03) 9205 2200
 Facsimile
 (03) 9309 0109
<http://www.hume.vic.gov.au>

STATUS: FOR USE
 DRAWN: 28/03/2014
 UPDATED: 03/04/2024
 SCALE: 1:20 @A4

STANDARD LANDSCAPE DRAWING

FURNITURE AND FIXINGS - DUAL BIN SURROUND

DRAWING NO.

SLD - 5.6