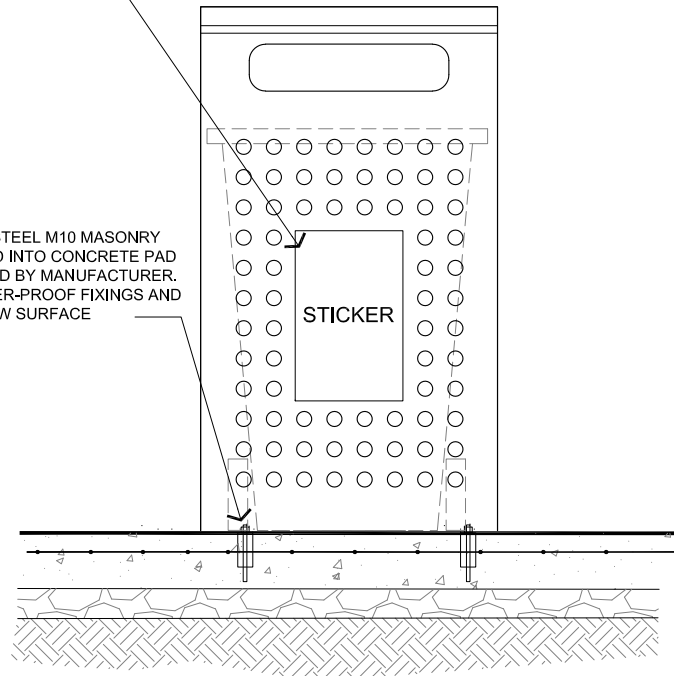


240 LT-D MODULAR PERFORATED STAINLESS STEEL GENERAL WASTE BIN SURROUND.
MILD STEEL LID POWDER COATED RED FOR GENERAL WASTE

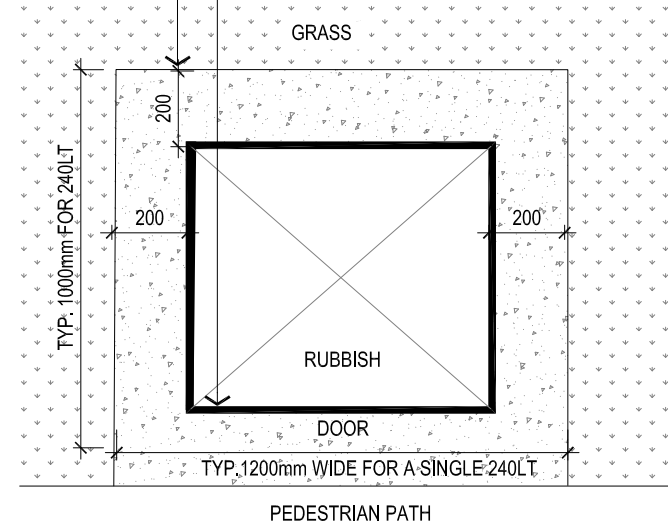
REFER TO COUNCIL FOR TYPE AND PLACEMENT OF SIGNAGE

4 x STAINLESS STEEL M10 MASONRY ANCHORS FIXED INTO CONCRETE PAD OR AS SPECIFIED BY MANUFACTURER. PROVIDE TAMPER-PROOF FIXINGS AND CONCEAL BELOW SURFACE



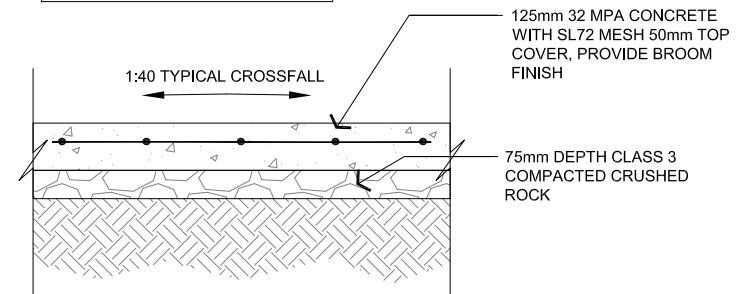
01 SINGLE BIN SURROUND
CROSS SECTION 1:20

200mm WIDE, 32 MPA CONCRETE APRON FOR MOWING BUFFER
HCC PREFERENCE, THAT DOORS OPEN FROM FRONT ONTO PATHWAY OR HARD SURFACE. NOT TO OPEN INTO GARDEN BEDS. WHERE DOOR IS SIDE OPENING, CONCRETE APRON TO SIDE MUST EXTEND FURTHER TO 1000MM.



02 SINGLE BIN SURROUND
PLAN 1:20

NOTE:
WHERE APPLICABLE REFER SD303 OR EDCM 401 FOR CONCRETE JOINT SPECIFICATION



03 CONCRETE SLAB DETAIL
DETAIL 1:20



PO Box 119
1079 Pascoe Vale Road
Broadmeadows
Victoria 3047
Telephone
(03) 9205 2200
Facsimile
(03) 9309 0109
<http://www.hume.vic.gov.au>

STATUS: FOR USE
DRAWN: 28/03/2014
UPDATED: 03/04/2024
SCALE: 1:20 @A4

STANDARD LANDSCAPE DRAWING

FURNITURE AND FIXINGS - SINGLE BIN SURROUND SLD - 5.6 S

DRAWING NO.