

FIGURE A ELEVATION OF TEMPORARY FENCE (LONG-TERM DEFINED BY PROJECTS LASTING GREATER THAN 3 MONTHS OR INDIGENOUS REMNANT TREE)

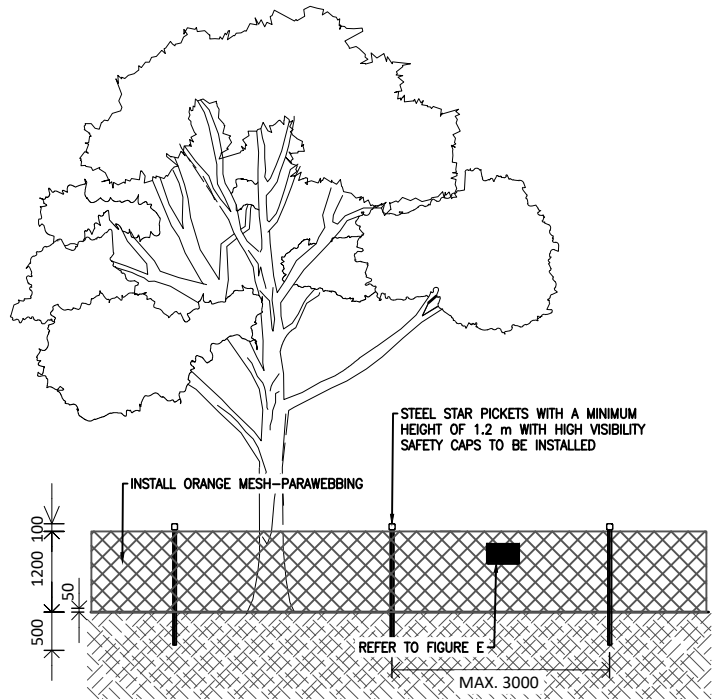


FIGURE B ELEVATION OF PARAWEBBING FENCE (SHORT-TERM DEFINED BY PROJECTS LESS THAN 3 MONTHS)

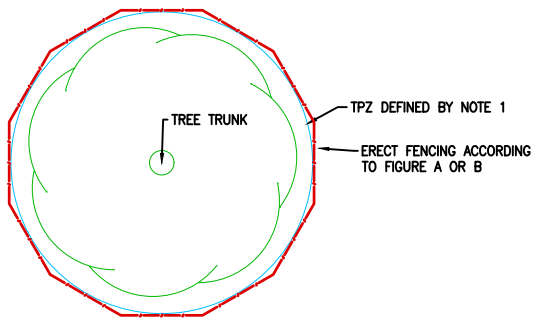


FIGURE C STANDARD TPZ ZONE

DIAMETER AT BREAST HEIGHT (DBH)	INDICATIVE TREE PROTECTION ZONE (TPZ)
<17cm	2.0m
20cm	2.4m
30cm	3.6m
40cm	4.8m
50cm	6.0m
60cm	7.2m
70cm	8.4m
80cm	9.6m
100cm	12m
>125cm	15m

NOTE:
REFER TO NOTE 1

GENERAL NOTES:

- TREE PROTECTION ZONE (TPZ) IS DETERMINED BY THE DBH x 12 OR THE CANOPY RADIUS WHICH EVER IS GREATER AND IS OUTLINED FROM THE CENTER OF THE TREE TRUNK. REFER TO AS4970, APPENDIX A, FOR MULTI-STEM TREES.
- NO WORKS OF CONSTRUCTION OR SIMILAR ACTIVITIES ARE TO BE CONDUCTED WITH TPZ UNLESS APPROVED BY RELEVANT COUNCIL AUTHORITY.
- ALL TREE PROTECTION MEASURES TO BE IN ACCORDANCE WITH AS4970
- ALL FENCING REQUIREMENTS TO BE IN ACCORDANCE WITH AS4687
- SIGNAGE, AS DETAILED IN FIGURE E, MUST BE DISPLAYED ALONG THE TPZ BORDER, VISIBLE FROM THE WORK SITE, AND BE ATTACHED TO THE FENCE AT INTERVALS NOT EXCEEDING 9.0m, WITH WIRE TIES AT EACH CORNER.




FIGURE D INCURSION INTO THE TPZ



FIGURE E TREE PROTECTION ZONE SIGNAGE

NOT TO SCALE

AMENDMENTS

DETAILS

INITIALS

B.M



TREE PROTECTION ZONE
TPZ AND FENCING

VERSION: A

DRAWING NO:

SD430